

NADO v6


STORAGE TANK

WITH DHW PREPARATION



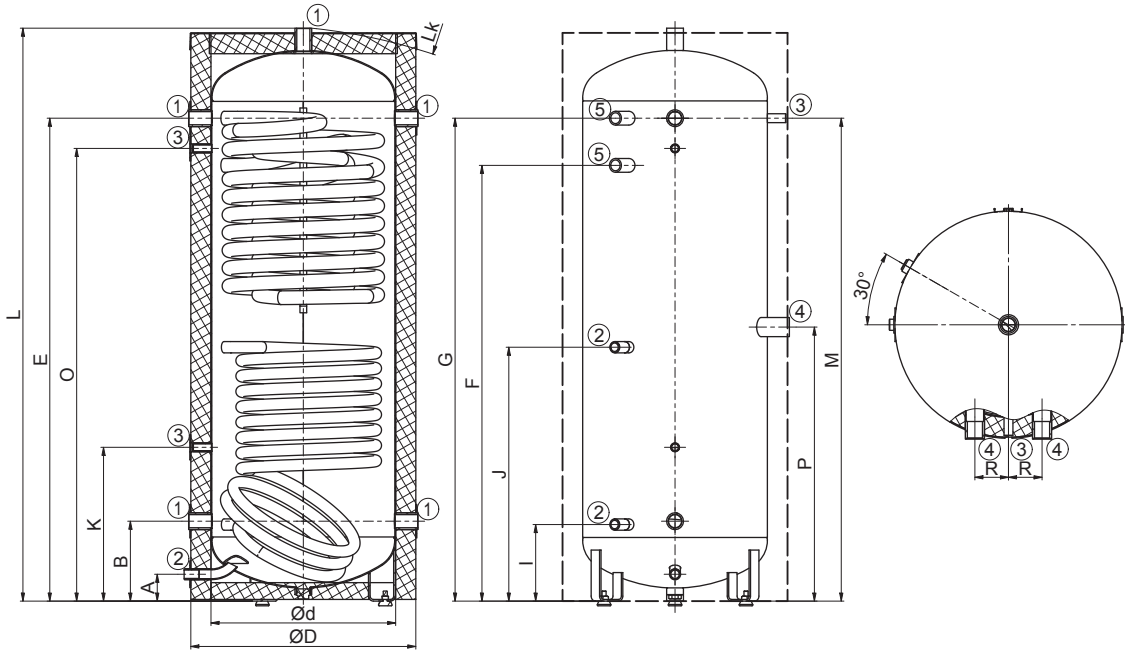
- Types: 300, 500, 750, 1000 l
- Heating by HW flow in a stainless steel exchanger with an above-average heat transfer surface
- **The tank is supplied including insulation**
- Various heat sources can be connected such as biomass, coal, gas and electric boilers, heat pumps and solar collectors
- The TJ 3/4" electric cartridges can be mounted into sockets no. 4

Socket dimensions	NADO 300/20 v6	NADO 500/25 v6	NADO 750/35 v6	NADO 1000/45 v6
Socket 1 – female thread			1 1/4"	
Socket 2 – male thread			1"	
Socket 3 – female thread			1/2"	
Socket 4 – female thread			1 1/2"	
Socket 5 – male thread			1 1/4"	

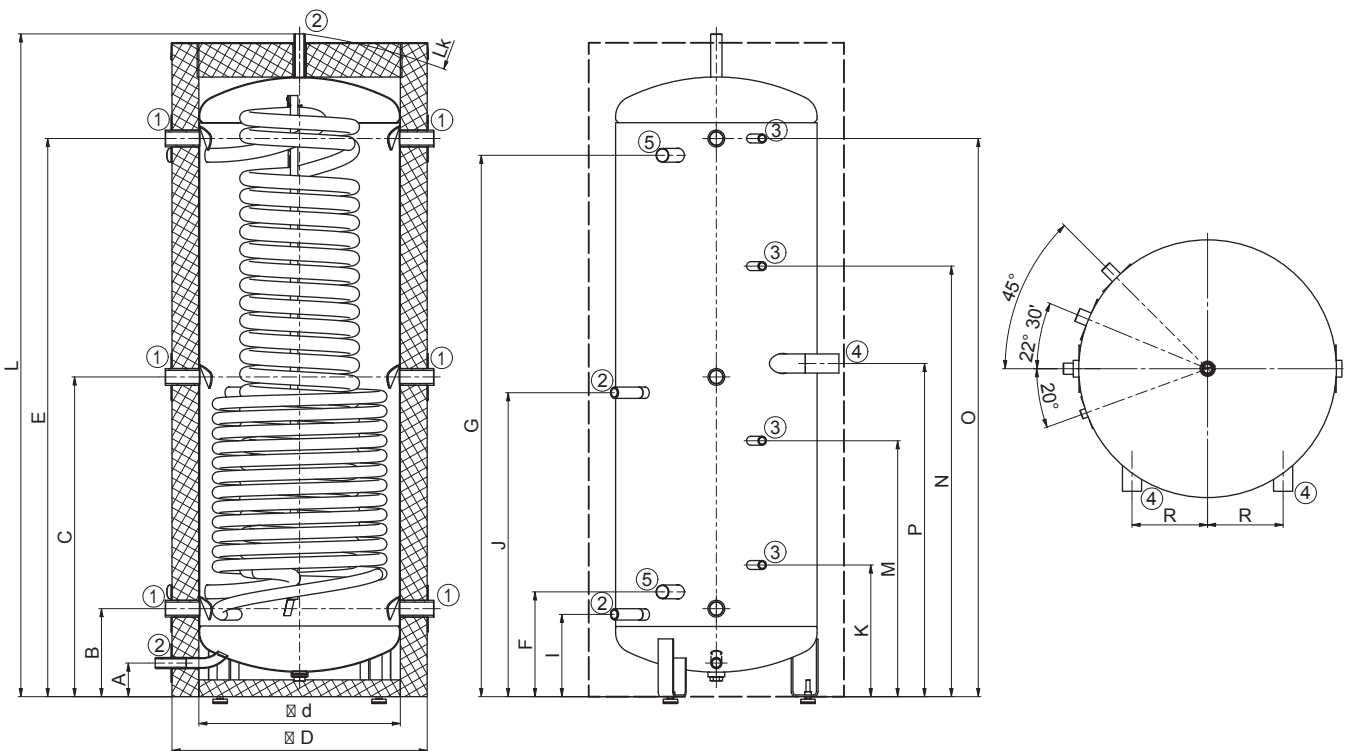


Technical parameters		NADO 300/20 v6	NADO 500/25 v6	NADO 750/35 v6	NADO 1000/45 v6
Order number		1210803298	1213803250	1216803250	1215803250
Heating water volume in tank	[l]	358	475	772	999
Exchanger volume for HW heating	[l]	20	23	32	37
Weight including insulation (without water)	[kg]	106	145	178	212
Max. operating temperature / pressure in tank	[°C] / [bar]	90 / 3			
Max. operating temperature / pressure in exchanger HW	[°C] / [bar]	90 / 6			
Max. operating temperature / pressure in heat exchanger	[°C] / [bar]	110 / 10			
Heat transfer surface of exchanger TV	[m ²]	4,5	6,25	8,5	10
HW exchanger volume flow rate	[m ³ ·h ⁻¹]	0,6			
Heat transfer surface of heat exchanger (top / bottom)	[m ²]	- / 1,6	- / 2,2	- / 2,2	- / 3,3
Heat exchanger volume (top / bottom)	[l]	- / 12	- / 18	- / 18	- / 25
Capacity of hot water 40 °C at storage tank temperature 53 °C and inlet water 15 °C / HW flow rate*	[l] / [l·min ⁻¹]	210/ 10	260/ 10	490/ 10	750/ 10
Capacity of hot water 40 °C at storage tank temperature 80 °C and inlet water 15 °C / HW flow rate*	[l] / [l·min ⁻¹]	520/ 10	650/ 10	1170/ 10	1450/ 10
Insulation thickness (Neodul LB PP)	[mm]	60	80		
Heat conductivity of insulation (Neodul LB PP)	[W·m ⁻¹ ·K ⁻¹]	0,032			
Max. num. × out. of TJ 3/4" h. unit with extended cooling section	[ks] × [kW]	2 × 4,5	2 × 6		
Energy efficiency class (Neodul LB PP)		C			
Standing loss (Neodul LB PP)	[W]	97	91	114	148

Tank dimensions		NADO 300/20 v6	NADO 500/25 v6	NADO 750/35 v6	NADO 1000/45 v6
Tank diameter	∅ d	550	600	750	850
Tank diameter with insulation	∅ D	670	760	910	1010
Total tank height	L	1705	1970	2030	2040
Tilting height	L _k	1715	1990	2050	2060
Discharging connection	A	80	100	100	100
Z/T circuit socket	B	238	262	280	297
Z/T circuit socket	C	-	952	1018	1040
Z/T circuit socket	E	1438	1662	1680	1700
Socket TV – inlet	F	1299	312	320	380
Socket TV – outlet	G	1438	1612	1680	1700
Solar exchanger socket – outlet	I	228	245	270	280
Solar exchanger socket – inlet	J	756	905	884	980
Sensor pocket socket	K	458	392	415	463
Sensor pocket socket	M	1438	762	742	755
Sensor pocket socket	N	-	1282	1219	1213
Sensor pocket socket	O	1348	1662	1680	1700
TJ 3/4" heating unit socket	P	816	992	1017	1040
TJ 3/4" heating unit socket	R	100	225	290	340



NADO 300/20 v6



NADO 500, 750, 1000 v6